



## Section 4.5 – Graphs of Sine & Cosine Functions (Day 3)

Sketch graphs of the following. Graph at least two periods!

a)  $y = \frac{1}{2} \sin\left(x - \frac{\pi}{3}\right)$




b)  $y = -3 \cos(2\pi x)$



## Section 4.5 – Graphs of Sine & Cosine Functions (Day 3)

c)  $y = 4\cos 3x + 2$



d)  $y = -\sin 2(x - \pi) - 1$

